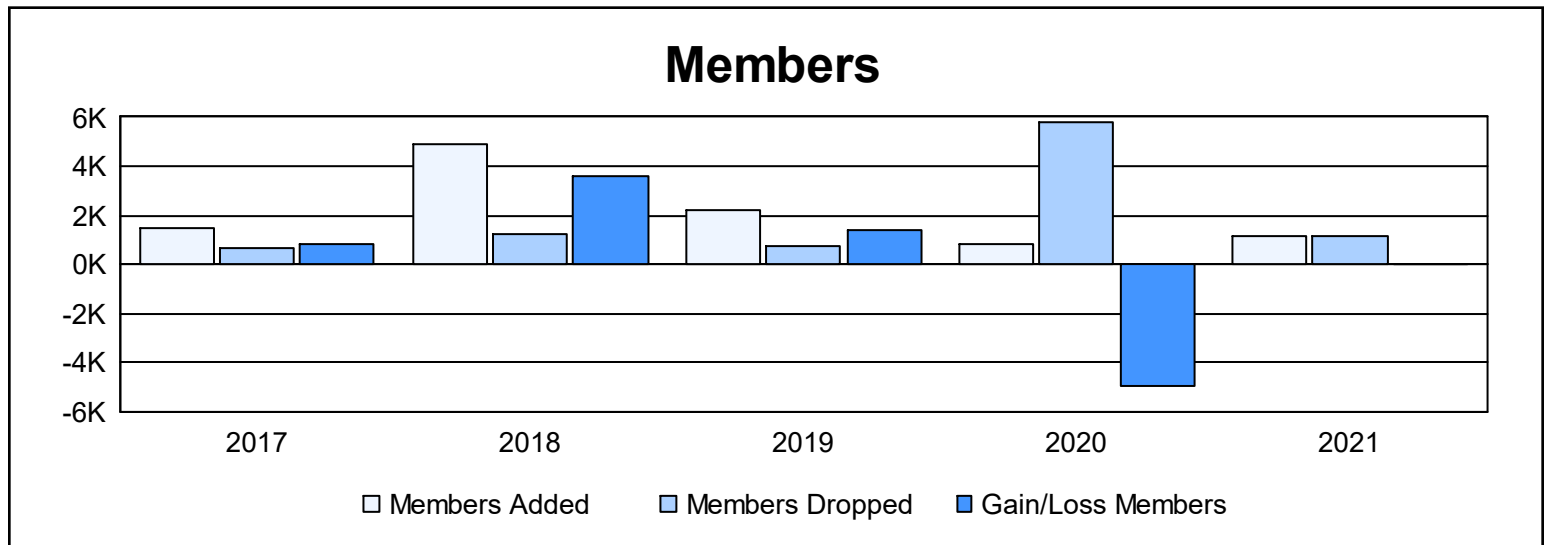
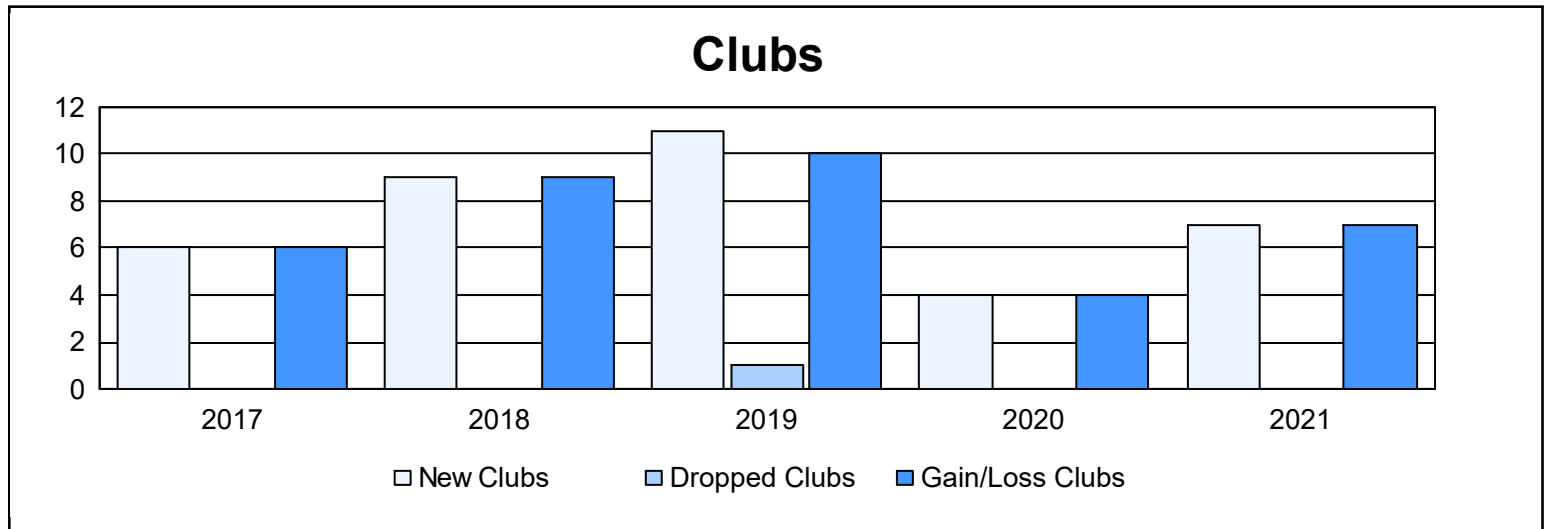
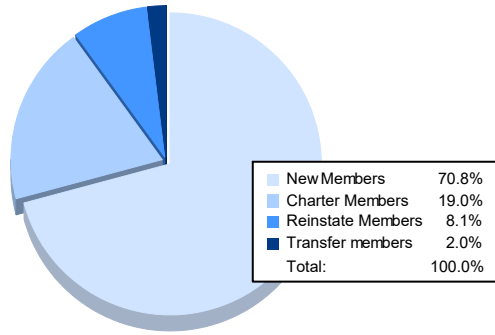


Year	New Clubs	Dropped Clubs	Gain/ Loss Clubs	New Members	Charter Members	Reinstate Members	Transfer Members	Total Member Added	Total Members Dropped	Gain/ Loss Members
2016-2017	6	0	6	1,241	196	30	6	1,473	673	800
2017-2018	9	0	9	4,508	231	111	6	4,856	1,228	3,628
2018-2019	11	1	10	1,857	317	12	2	2,188	770	1,418
2019-2020	4	0	4	557	116	133	34	840	5,780	-4,940
2020-2021	7	0	7	819	220	94	23	1,156	1,159	-3
<b>Average</b>	<b>7</b>	<b>0</b>	<b>7</b>	<b>1,796</b>	<b>216</b>	<b>76</b>	<b>14</b>	<b>2,103</b>	<b>1,922</b>	<b>181</b>



### Membership Composition June 2021 Cumulative



### Gender Composition June 2021 Cumulative

